

DOWN THE RABBIT HOLE

**NAVIGATING THE INTERSECTION OF STUDENT
DATA AND SCHOOL FINANCIALS**

PRESENTERS



Vireak Chheng

VP of Data and Technology
Solutions
Charter Impact



Jonathan Tiongco

Founding Principal & Executive Director
Alliance Marine - Innovation &
Technology 6-12 Complex



Matt Percin

Director of Client Finance
Charter Impact

AGENDA

- Funding
- Examples
- Data and Programs
- Strategies to improve key drivers



FUNDING



THE NUMBERS

- **Average Data Attendance**
- **Percent of students eligible for Free & Reduced meals, Homeless, English Language services.**



FUNDING RATES AND INFORMATION

School District and Charter School LCFF Entitlement

The amounts below reflect funding levels used in the LCFF Entitlement calculations..

Base Grant Funding, EC Section 42238.02(d)

Grade Span	A 2022–23 Base Grant per Average Daily Attendance (ADA)	B 2023–24 COLA (A * 8.22%)	C 2023–24 Base Grant per ADA before Grade Span Adjustments (A + B)	D Grade Span Adjustments (TK–3: C * 10.4% 9–12: C * 2.6%)	E 2023–24 Base Grant/Adjusted Base Grant per ADA (C + D)
Transitional Kindergarten/ Kindergarten (TK/K)-3	\$9,166	\$753	\$9,919	\$1,032	\$10,951
4-6	\$9,304	\$765	\$10,069	N/A	\$10,069
7-8	\$9,580	\$787	\$10,367	N/A	\$10,367
9-12	\$11,102	\$913	\$12,015	\$312	\$12,327

LCFF Entitlement = ADA * Base Grant



FUNDING RATES AND INFORMATION

Supplemental and Concentration Grant Funding

Funding	Percentage	Grant Calculation
Supplemental Grant EC Section 42238.02(e)	20%	For each grade span: Base Grant or Adjusted Base Grant per ADA, times total funded ADA, times Unduplicated Pupil Percentage (UPP), times 20 percent.
Concentration Grant EC Section 42238.02(f)	65%	For each grade span: Base Grant or Adjusted Base Grant per ADA, times total funded ADA, times portion (if any) of UPP ² that exceeds 55 percent, times 65 percent.

LCFF Supplemental = ADA * Base Grant Amount * 20%

LCFF Concentration = ADA * Base Grant Amount * 65% * (UPP% - 55%)

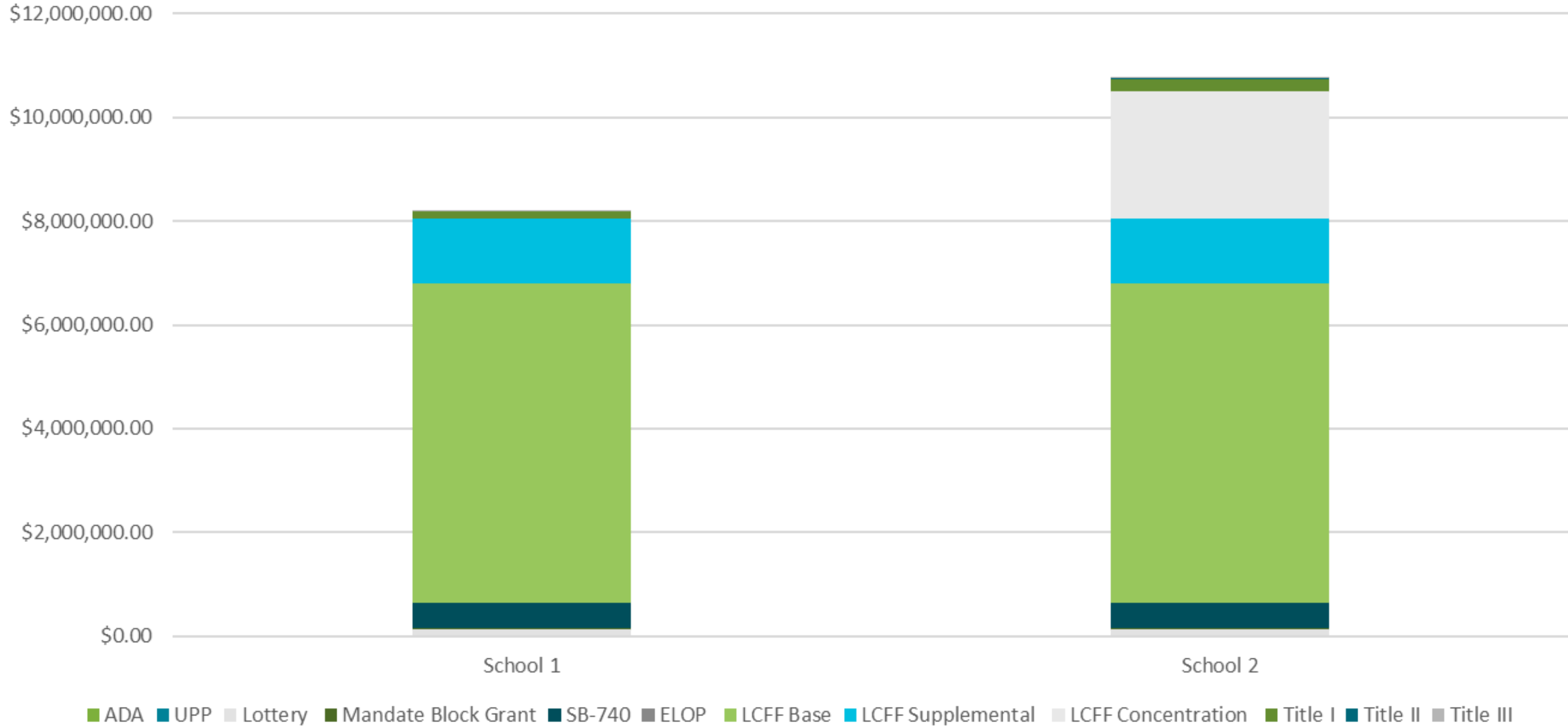


FUNDING

Program	Data Source	Funding Per/Eligibility
Lottery	ADA (P-Annual)	\$177 Unrestricted \$72 Restricted
Mandate Block Grant	ADA (Prior Year)	~\$18 (K-8) and \$55 (9-12)
SB-740	ADA	\$1,313
ELO-Program – Afterschool and Summer School Enrichment Program	Prior year P2 UPP and TK-6 ADA (Excludes TIS and CBIS ADA)	\$2,750 > 75% UPP \$2,052 < 75 UPP
Title I	CALPADS – FRL	~\$440
Title II	CALPADS – FRL	~\$55
Title III	CALPADS – EL	\$123.85/EL Student
Arts, Music & Instructional Materials Block Grant	ADA	642.42 per ADA



Revenue Difference – 55% vs 95% UPP




School A
55% UPP
500 ADA
Rev= \$8.20M

School B
95% UPP
500 ADA
Rev= \$10.78M



EXAMPLES OF FUNDING




SB-740

Funding Formula:

- **\$1,313** x Average Daily Attendance (ADA); or
- 75% of reimbursable costs associated with rent/lease costs

Example:

- School A:
 - 2022-23 ADA: 50.54 ($50.54 \times \$1,313 = \$66,359.02$)
 - 2022-23 Reimbursable Rent: \$5,000/mo. ($\$5,000 \times 12 \text{ mo.} = \$60,000 \times 75\% = \$45,000$)
- School A's 2022-23 Award would be \$45,000.
- School A's 2022-23 have **\$21,359.02** available for other facility related costs



SB-740 ELIGIBLE ITEMS

- **Remodeling Buildings**
- **Deferred Maintenance**
- **Installation and Extending Service Systems**
- **Built-In Equipment**
- **Improving Sites**
- **COVID Mitigation**
- **Maintaining/Repairing Common Area**
- **Such as landscaping, contracted janitorial, utilities, property insurance**



MANDATE BLOCK GRANT

LEA Type	Grade Span	2023–24 Funding Rates
Charter Schools	Grades K–8	\$19.85
Charter Schools	Grades 9–12	\$55.17

To fund cost of the following program or activities:


- 1. Public Health Screening**
- 2. Physical Performance Test**
- 3. Immunization Records**
- 4. California Assessment of Student Performance and Progress**

Comprehensive list: <https://www.cde.ca.gov/fg/fo/r14/mandatebg23list.asp>



TITLE I FUNDING

- Title I, Part A funds are allocated to LEAs through four statutory formulas: Basic Grants, Concentration Grants, Targeted Grants, and Education Finance Incentive Grants.
- The ED allocates funds to school districts through statutory formulas based primarily on the number of children, ages 5-17, from low-income families, based on annual Census Bureau and Student Per Pupil Expenditure data. For California, ED's list excludes county offices of education (COEs) and charter schools that do not have geographic boundaries. California uses a census equivalent conversion factor based on CALPADS enrollment and free and reduced-price meal data, ages 5-17, to redistribute federal allocations to COEs and direct funded charter schools.



DATA & PROGRAM MANAGEMENT



MANAGE YOUR UPP AND CALPADS

- CALPADS Unduplicated Pupil Percentage students enrolled on 10/4/2024
- LA County ~4.5% Homeless, temporarily doubled-up. What do your figures look like? Surveys, train staff to look for signs and have your liaison follow-up separately.
- Have you tested all your our EL students?
- Income verification surveys, maintain student address information in CALPADS and SIS
- Sync CALPADS and your SIS frequently
- Attendance procedures. Phone calls, follow-up, Truancy Tiers



CLAIM ALL AVAILABLE ADA

- Extended School Year ADA
- Nonpublic School Attendance
- J-13A Forms
- Independent Studies option
- Expanded TK – eligible if student turns 5 between Sept 2nd and April 2nd.



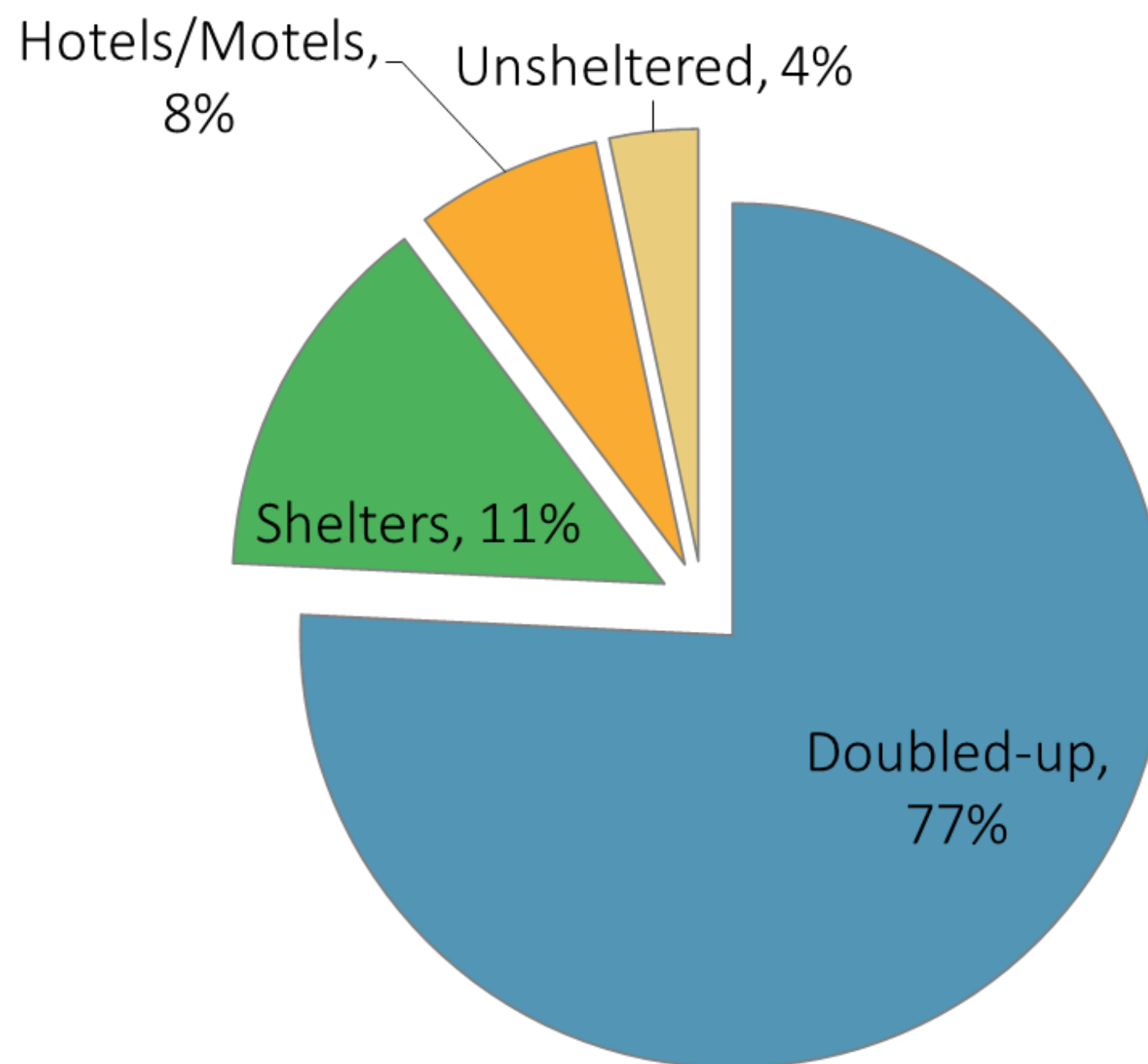
KEEP YOUR FUNDING

- Immunization
- Bell Schedule Minutes
- TK – 12:1 adult-to-student, class enrollment ≤ 24
- I.S. – Policy , packets
- Student Program – English Learner, Free/Reduced, Homeless, Tribal Foster Youth, Migrant Program



COMMONLY UNDERREPORTED HOMELESS STATUS

Total Enrollment enrolled 1,099,221



TITLE I, PART A RESERVATION FUNDS FOR HOMELESS EDUCATION

Allowable Expenses:

- Homeless liaison position
- Transport homeless students
- Meet basic needs (clothing, supplies, health) of homeless students so that they can participate in school
- Provide emergency food while the student is in school, including breakfast, lunch, and snacks



CALPADS

- Deadline: Dec 15, 2023 – P1 (Feb-May) LCFF disbursement
- Amendment Jan 26, 2024 – P2 (June) true up disbursement
- Update for Income verification p
- Student Enrollment
- Student Information
- Student Program
- SpED
- Direct Certification – Matched on name, DOB, gender and address
 - DC if participating in SNAP, Free/Reduced MediCal, TANF




SCHEDULE CALPADS MEETINGS

- **Student Demographic and Information:** Enrollment team, Office Manager
- **Student Program:** Principal or AP, Counselor, Homeless Liaison, Food Service Manager
- **English Language Department:** Director of EL, ELA Department Chair
- **Special Education Department:** Director of SpED or Resource Coordinator



STRATEGIES TO IMPROVE KEY DRIVERS



ATTENDANCE

Chronic Absenteeism

- Jonathan Tiongco to share his experience with a pilot program that aims to address chronically absent students.
- How is Alliance schools making learning more engaging?

What are more formal methods used to increase attendance at school?

- Daily Absence Call Procedures and Script
- Parent guide – When your child is too sick for school?



INCOME VERIFICATION, HOMELESS AND EL

Test all TBD ELA statuses within 30-days

Train your staff on how to support your homeless population

Consider moving income verification survey duties away from Food Service because of universal meal program

Homeless

- Housing questionnaire in the enrollment packet and annual enrollment packet.
- Informally – conversations with families and students, transitional housing



THANK YOU!

ANY QUESTIONS?



VIREAK CHHENG
VCHHENG@CHARTERIMPACT.COM

MATT PERCIN
MPERCIN@CHARTERIMPACT.COM